

ALSO AVAILABLE:

Wireless Bass Shaker System that creates the sensation of being part of the movie, providing the ultimate in home theater experience.

DETAILS:



- RF (radio frequency 2.4 GHZ) transmitter plugs into home theater amplifier that will supply signal to all bass shaker units within 200 ft radius



- 50 watt (4 ohms) amplifier built into seat of chair



- RF receiver built into seat of chair



- Bass shaker mounted within the seat back has a nominal impedance of 4 ohms

**All you need to get started**

- Plug transmitter into home theater amplifier
- Plug power into amplifier in your seating unit
- Adjust individual intensity to your comfort level
- No wires to connect between seats and home theater system



palliser.com ©Palliser Furniture Ltd. Printed in Canada 06-0051-04-06

# Home Theater Seating In A Box™

EXCITE YOUR SENSES



# CONFIGURATIONS

INTRODUCING A NEW LEVEL OF HOME THEATER SEATING


## HOME THEATER SEATING IN A BOX™ seating styles

Imagine the impact of a full cinematic experience right in your own home! Home Theater Seating In A Box™ combines unparalleled comfort, sophisticated design and all the features you need to help create the ultimate home theater.

This modular system is available in straight or curved configurations. You can customize the configuration to fit your family size and living space with as many seats across as you need.



### OPTIONS

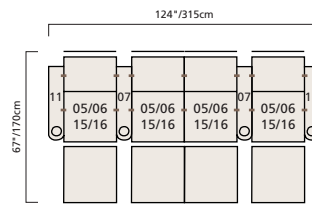


FABRIC

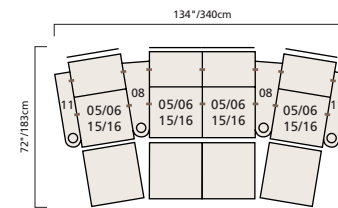


LEATHER

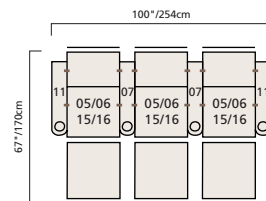
- A large selection of leather and fabric in a variety of colours to choose from.
- Metal and wood foot options available.



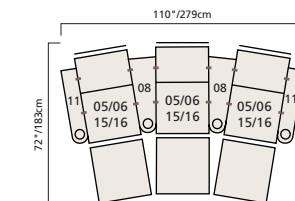
4 SEAT STRAIGHT w/ LOVESEAT



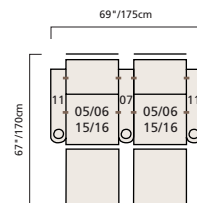
4 SEAT CURVED w/ LOVESEAT



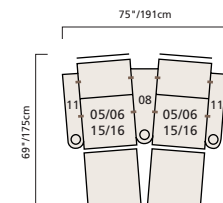
3 SEAT STRAIGHT



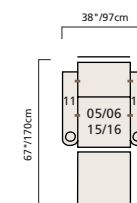
3 SEAT CURVED



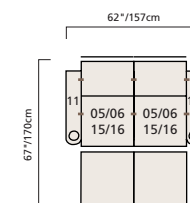
2 SEAT STRAIGHT



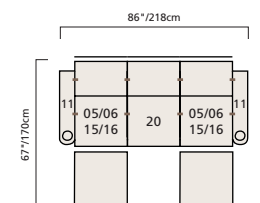
2 SEAT CURVED



SINGLE SEAT

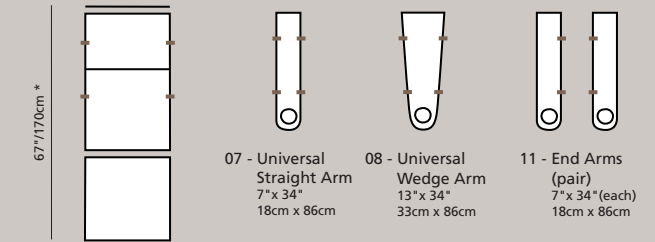


LOVESEAT

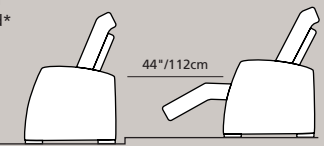


3 SEAT (SOFA)

### Components



- 05 - Armless Recliner, LHF operated\*
- 06 - Armless Recliner, RHF operated\*
- 15 - Armless Power Recliner, LHF operated\*
- 16 - Armless Power Recliner, RHF operated\*
- 20 - Armless Chair



- \*24" x 39" / 61cm x 99cm
- \*24" x 67" / 61cm x 170cm when reclined
- Row seating should allow 44" to allow movement while rows are fully reclined.
- Configuration diagrams are applicable to all seating and electronic options.

### FEATURES



Easy to clean removable cup holder on every arm (colour options available).



3-Point connection between pieces that provide unmatched stability.



Wall hugger design that needs only 2 inches of wall clearance.